

600-60249-01 REV02 PRIMARY SIDE



600-60249-01 REV02 SECONDARY SIDE

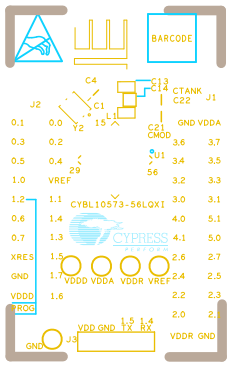

600-60249-01 REV02 PRIMARY SILKSCREEN

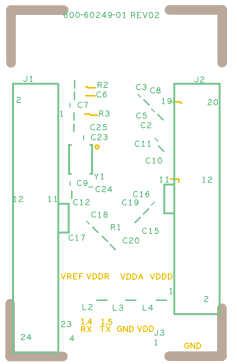

600-60249-01 REV02 SECONDARY SILKSCREEN



600-60249-01 REV02 PRIMARY SOLDERMASK



600-60249-01 REV02 SECONDARY SIDE



600-60249-01 REV02 PRIMARY SOLDERPASTE



600-60249-01 REV02 SECONDARY SOLDERPASTE

REVISIONS			
REV	DESCRIPTION	DATE	APPROVED
01	ALPHA RELEASE	03/02/15	RKPM
02	PRODUCTION RELEASE	04/01/15	RKPM

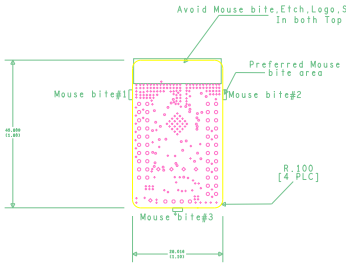

DRILL CHART: CY5671_PRoC_256K				
ALL UNITS ARE IN MILS				
FIGURE	SIZE	TOLERANCE	PLATED	QTY
▪	8.0	+3.0/-3.0	PLATED	38
▪	10.0	+3.0/-3.0	PLATED	193
○	40.0	+3.0/-3.0	PLATED	48
○	43.0	+3.0/-3.0	PLATED	5

NOTES:(UNLESS OTHERWISE SPECIFIED)

1. RoHS COMPLIANT CERTIFICATION OR MATERIAL DECLARATION REQUIRED
2. MATERIAL:
   A. IS410 OR EQUIVALENT. MATERIAL MUST CONFORM TO UL94V-0.
   B. USE HTE COPPER, AS SPECIFIED IN THE CROSS SECTION DIAGRAM
   C. OVERALL METAL TO METAL THICKNESS AS SPECIFIED IN THE CROSS SECTION
3. DRILLING:
   A. DIAMETERS IN DRILL TABLE ARE FINISHED HOLE SIZES +/-.003 tol. UNLESS OTHERWISE SPECIFIED IN DRILL TABLE.
   B. TEARDROP ALLOWED ON ENTRY OF VIA ON EVERY TRACE LAYER.
4. PLATING:
   COPPER PLATING IN THRU-HOLES .001 min.
5. MARKING:
   A. SILKSCREEN IN WHITE NON-CONDUCTIVE EPOXY INK ON PRIMARY SIDE OF THE BOARD OR BOTH SIDES IF APPLICABLE.
   B. FABRICATOR TO PLACE DATE CODE AND LOGO ON SECONDARY SIDE IN SILKSCREEN
6. FINAL FABRICATION:
   A. SOLDRMASK PRIMARY AND SECONDARY SIDE OF BOARD USING LIQUID PHOTOIMAGABLE MASK MATERIAL OVER BARE COPPER. PER IPC-SM-840. MASK ARTWORKS PROVIDED ARE 1:1. SOLDERMASK COLOR **BLACK**
7. FINISH:
   A. SHALL BE ELECTROLYTIC NICKEL/GOLD. ELECTROLESS NIKEL / IMMERSION GOLD. (ENIG)
   B. NICKEL THICKNESS: 100-200 MICROINCHES.
   C. GOLD THICKNESS: 3-10 MICROINCHES.
8. BOARDS SHALL BE PURCHASED FROM UL RECOGNIZED VENDORS ONLY AND SHALL BE MARKED IN COPPER ON SECONDARY SIDE OF BOARD WITH VENDORS UL IDENT. FLAMABILITY RATING (94-V0), DATE CODE (WWYY), AND RoHS COMPILANT SYMBOL.
9. MANUFACTURE BOARD TO BE IN ACCORDANCE WITH PERFORMANCE STANDARD IPC-6011/6012 CLASS 2 BOARD TO BE INSPECTED PER IPC-600-A CLASS 2.
10. MAXIMUM WRAP OR TWIST SHALL NOT EXCEED .007 in/in.
11. TESTING:
    A. FABRICATOR TO ADD TEST STRUCTURES OR CUPONS AS NEEDED.
    B. T-LINE IMPEDENCE TO BE TESTED OR GUARANTEE WITHIN 10% IF SPECIFIED IN THE CROSS SECTION. TOLERANCE TO BE +/-10% UNLESS OTHERWISE SPECIFIED.



UNLESS OTHERWISE SPECIFIED
DIMENSIONS ARE IN INCHES
TOLERANCES ON: ANGLES +/- 2°
2 PL DECIMALS +/- .010
3 PL DECIMALS +/- .005
THIRD ANGLE PROJECTIONS

CYPRESS PROPRIETARY
THIS DOCUMENT CONTAINS CONFIDENTIAL, PROPRIETARY INFORMATION THAT IS CYPRESS SEMICONDUCTOR PROPERTY. DO NOT DISCLOSE TO OR DUPLICATE FOR OTHERS EXCEPT AS AUTHORIZED BY CYPRESS.

SIGNATURES		DATE
DRAWN	PRAO	04/01/15
CHECKED	RKPM	04/01/15
ENGRG	RKPM	04/01/15
ISSUED		

CYPRESS SEMICONDUCTOR
198 CHAMPION COURT
SAN JOSE, CA 95134
(408) 943-2600

FABRICATION DRAWING
CY5676 PRoC
BLE 256K MODULE

SIZE	FSCM NO	DWG NO	REV
C		610-60241-01	02

SCALE: 1/1 SHEET: 1 OF 1

REVISIONS			
REV	DESCRIPTION	DATE	APPROVED
01	ALPHA RELEASE	03/02/15	RKPM
02	PRODUCTION RELEASE	04/01/15	RKPM

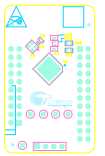

PRIMARY SIDE

600-60249-01 REV02 PRIMARY SILKSCREEN

UNLESS OTHERWISE SPECIFIED
DIMENSIONS ARE IN INCHES
TOLERANCES ON: ANGLES +/- 2°
2 PL DECIMALS +/- .010
3 PL DECIMALS +/- .005
THIRD ANGLE PROJECTIONS

CYPRESS PROPRIETARY
THIS DOCUMENT CONTAINS CONFIDENTIAL, PROPRIETARY INFORMATION THAT IS CYPRESS SEMICONDUCTOR PROPERTY. DO NOT DISCLOSE TO OR DUPLICATE FOR OTHERS EXCEPT AS AUTHORIZED BY CYPRESS.

SIGNATURES		DATE
DRAWN	PRAO	04/01/15
CHECKED	RKPM	04/01/15
ENGRG	RKPM	04/01/15
ISSUED		

CYPRESS SEMICONDUCTOR
198 CHAMPION COURT
SAN JOSE, CA 95134
(408) 943-2600

ASSEMBLY DRAWING
CY5676 PRoC
BLE 256K MODULE

SIZE	FSCM NO	DWG NO	REV
C		620-60249-01	02

SCALE: 1/1 SHEET: 1 OF 2

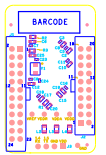

SECONDARY SIDE

600-60249-01 REV02 SECONDARY SILKSCREEN

CYPRESS SEMICONDUCTOR
198 CHAMPION COURT
SAN JOSE, CA 95134
(408) 943-2600

ASSEMBLY DRAWING
CY5676 PRoC
BLE 256K MODULE

SIZE	FSCM NO	DWG NO	REV
C		620-60249-01	02

SCALE: 1/1 SHEET: 2 OF 2

600-60249-01 REV02 GND LAYER

600-60249-01 REV02 VCC LAYER